

# PRODUCER'S WARRANTY

---

## **WARRANTY TERMS:**

Producer gives 2 years warranty from the date of retailer's purchase invoice, date attested by retailer's purchase invoice itself and consumer's purchase invoice.

The final consumer has two further months warranty to verify faults and start the procedure.

Totally, the producer's warranty can last for 26 months from the producer's invoice date of issue.

## **WARRANTY COVERINGS:**

Producer's warranty covers manufacturing faults excluding standard usage of the product .

This warranty is limited to delivery of replacement and spare parts, repair of damaged products to be carried out at manufacturer's, in this case, if in Italy, warranty covers transport costs between manufacturer and retailer but not between retailer and consumer.

Outside of Italy, the producer guarantees a back office assistance and the possibility of sending the seller any needed material to operate on site. Warranty covers transport damages only if caused during transport from producer to retailer and only if these damages are reported on proof of delivery documents (CMR) or on invoice at the time of delivery.

Without this report warranty is not valid on transport damages.

## **PRODUCER'S WARRANTY WON'T BE APPLIED TO PRODUCTS DAMAGED FOR THE FOLLOWING REASONS:**

- Faults or damages caused by general misuse of the product
- Faults or damages caused by using wrong cleaning products or total absence of cleaning
- Faults or damages caused during secondary transport, stocking or assembly of the goods due to retailer, consumer or others.
- Leather fading due to direct exposure of the leather or fabric to sunlight, high heat sources, strong lights etc.
- Leather/fabric alteration or fading caused by rubbing with rough fabrics or similar.
- Faults or damages caused by contact with fabric or material different from the product itself for example colour transfer from clothing or others.
- Faults or damages caused by burns, scuffs, pet's scuffs or other damages caused by misuse.

## **NORMAL CHARACTERISTICS AND TOLERANCE OF PRODUCT NOT TO BE CLASSIFIED AS FAULTS OR DAMAGES COVERED BY WARRANTY:**

- Natural leather scar tissues or wrinkles, grain diversity, leather creasing or peeling caused by natural leather aging
- Loss of consistency of polyurethane or acrylic flock or feather up to 15% . These materials have a natural loss of thickness and consistency equal to 15% to be expected during the first period of use.
- Natural leather bagging is not synonym of weakening of the product but it is something to be expected by standard use and aging of the product, natural feature of the real leather.
- Product dimensions can vary up to 3% because of its hand manufacture.
- All the dimensions indicated on the catalogue are to be considered as the maximum volume. All the elements are measured with wooden set squares so to include all the upholstered parts in the measurement.
- Tissue or microfiber little formations , if any, created with correct usage of the product or transferred by other fabrics or clothes must be treated with a specific eraser machinery sold on the market. We suggest to do this treatment when the first tissue hair formations come out and to repeat it until this process ends.
- Slight differences in wood or leather or fabric colours are to be contemplated in the product standards.
- Producer reserves the right to slightly modify their products without notice if necessary to improve the quality of the product itself.
- Leather version has different sewing finishings from fabric version.

**FOR ANY CONDITION NOT STATED ABOVE PLEASE FOLLOW EUROPEAN GENERAL RULES.**

**FOR ANY CONTROVERSY THE SEAT ARBITRATION SHALL BE THE COURT OF COMMERCE OF PISTOIA.**

# FEATURES AND GENERAL CLEANING

## STANDARD CLEANLINESS FOR ALL LEATHERS

Rosini recommends to use LEATHER MASTER PROTECTION & CLEANER kit for the protection and cleaning of leather. Its use is especially essential to apply our WARRANTY ON LEATHER.

It's also recommended not to use any other different cleaning products in order to avoid damaging on leather and not loosing the right to leather warranty status or use only a soft cloth soaked in water, well wrung or soaked in water and a small amount of neutral soap and after clean again with water only then dry, always with a soft cloth.

## STANDARD CLEANLINESS FOR FABRIC:

Strictly follow the effectiveness of the producer's warranty if treated or cleaned with products different from the above directions.

Dry cleaning is always advised. cleaning of the fabrics by hand can be done when specified, with delicacy e never reaching a higher temperature of 30°.

**ALL COVERINGS LOSE THE EFFECTIVENESS OF THE PRODUCER'S WARRANTY IF TREATED OR CLEANED WITH PRODUCTS DIFFERENT FROM THE ABOVE DIRECTIONS.**

# SOFA BED MECHANISM

## HOW TO USE

Mechanism for everyday use. The mechanism has a maximum capacity of 220Kg.

## PRECAUTIONS AS TO THE USE OF THE SOFA BED:

- To correctly open the mechanism you'll need to grab the handle between the two backrests, then grab the horizontal metal tube for a sturdier handle. Make sure you grab the tube in the centre and not on the sides, so to apply an even amount of force.
- When you close the sofa bed make sure the mattress is well positioned and contained inside the metal mechanism.
- Remember that when you close the sofa bed only the original mattress should be present inside. The presence of sheets, cushions, quilts etc. could damage the mechanism.
- Forgetting any of these precautions could lead to an incorrect use of the sofa and a possible malfunction that won't be covered by the producer's guarantee.

## MAINTENANCE AND CARE

Periodically remove dust and grime from the metal parts.

Make sure to oil all the connection points of the metal mechanism twice a year.

Not oiling and lubricating the points of leverage could lead to unpleasant squeaks and shorten the life of the mechanism.

Make sure to rotate the mattress inside the sofa twice a year, to ensure an even use.

Make sure you keep the protective layer between the mechanism and the mattress, to avoid damage to the mattress' outer layer and the sofa's upholstery.



# ELECTRIC RELAX MECHANISM

## HOW TO USE

Mechanism for everyday use. The mechanism has a maximum capacity of 110Kg.

- Never activate the mechanism without checking if there are any obstructions beforehand. The visible fabric parts of the elements could fold on themselves and obstruct the movement.
- Do not expose the electrical kit to any type of liquid.
- Make sure that the extension cord is never in direct contact with heat sources (i.e. radiator).
- If one knows in advance that the product won't be used for a long time, disconnect the sofa from the electric outlet.
- In case you have opted for an external battery: do at least a complete recharging cycle every three months.
- Do not tamper or modify the electrical kit in any way.










## MAINTENANCE AND CARE

Make sure to periodically check all the cords and non amd attachments of the mechanism (i.e. push buttons, cords and outlet) and check if there are any visible sign of use or deterioration. In this case suspend the use of the mechanism and substitute the faulty parts with elements given only by the main warehouse.

Make sure to often remove dust and grime from the mechanical parts and on the electric socket with a dry cloth. Do not use detergents.

Make sure to oil all the leverage points of the mechanism twice a year. Not doing this could lead to squeaks and reduce the mechanism's life. Not observing these precautions implies an incorrect use of the product which excludes it from the warranty period.

## Do not:

 <p>Sit/lean on the footrest when it is open or in motion.</p>	 <p>Sit/lean on the armrests.</p>
 <p>Place objects between the product's body and the footrest when it is open or in motion.</p>	 <p>Insert objects/put your hands in the back of the product when it is in relaxed position.</p>
 <p>Let the children play under the footrest when it is open and/or moving.</p>	 <p>Sit/lean on the headrest when it is open/closed or in motion.</p>
 <p>Put your hands or objects between the moving parts.</p>	
 <p>The use of non-slip shoes can hinder the movement of the footboard and damage the mechanism.</p>	 <p>Do not place carpets near the footboard</p>